

Alternate Forms of Voting [Edit](#)

- [View Summary](#)
- [Browse Responses](#)
- [Filter Responses](#)
- [Crosstab Responses](#)
- [Download Responses](#)
- [Share Responses](#)

Eligible Respondents [Edit Report](#) [+ Add Report](#)

Response Summary for "Eligible Respondents"

Active Filter: My New Filter

Total: 287

Filtered: 252

[Edit](#)

[Unapply](#)

PAGE: 1

1. Are you eligible to vote in the 2014 municipal election?

[Create Chart](#)

[Download](#)

	Response Percent	Response Count
Yes	100.0%	252
No	0.0%	0
answered question		252
skipped question		0

2. Age Group: Tick one please.

[Create Chart](#)

[Download](#)

	Response Percent	Response Count
18-25	1.2%	3
26-35	4.8%	12
36-45	7.2%	18
46-55	17.6%	44
56-65	22.0%	55
66 & over	47.6%	119
answered question		250
skipped question		2

3. Gender:

[Create Chart](#) [Download](#) 24

answered question
skipped questions
Percent
Response
Count

Female

59.3%

143

Male

40.7%

98

Create Chart

Are you eligible to vote in the 2014 municipal election?

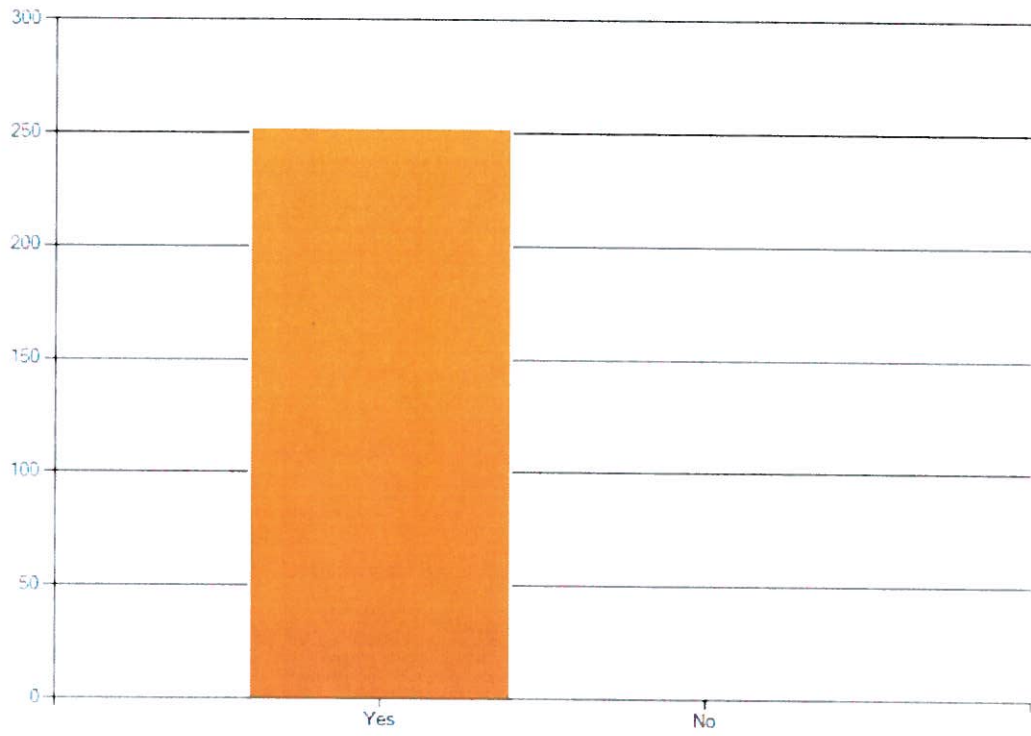


Chart Type: Column Chart

[Chart Settings](#)

[Download Chart](#)

Create Chart

Age Group:
Tick one please.

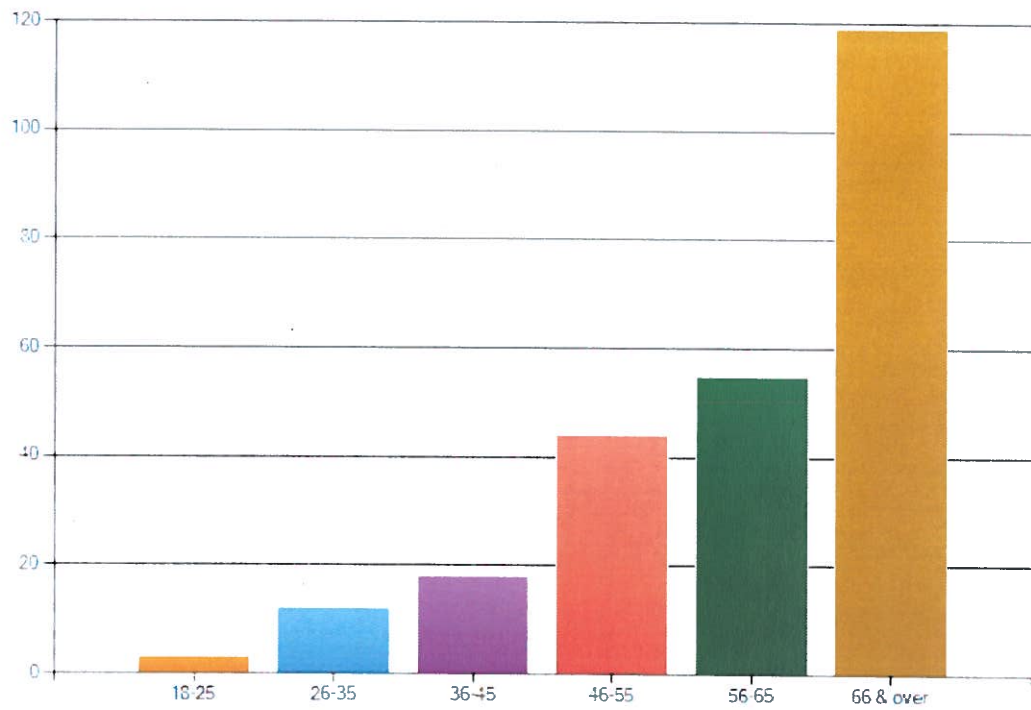


Chart Type: [Column Chart](#)

[Chart Settings](#)

[Download Chart](#)

Create Chart

Gender:

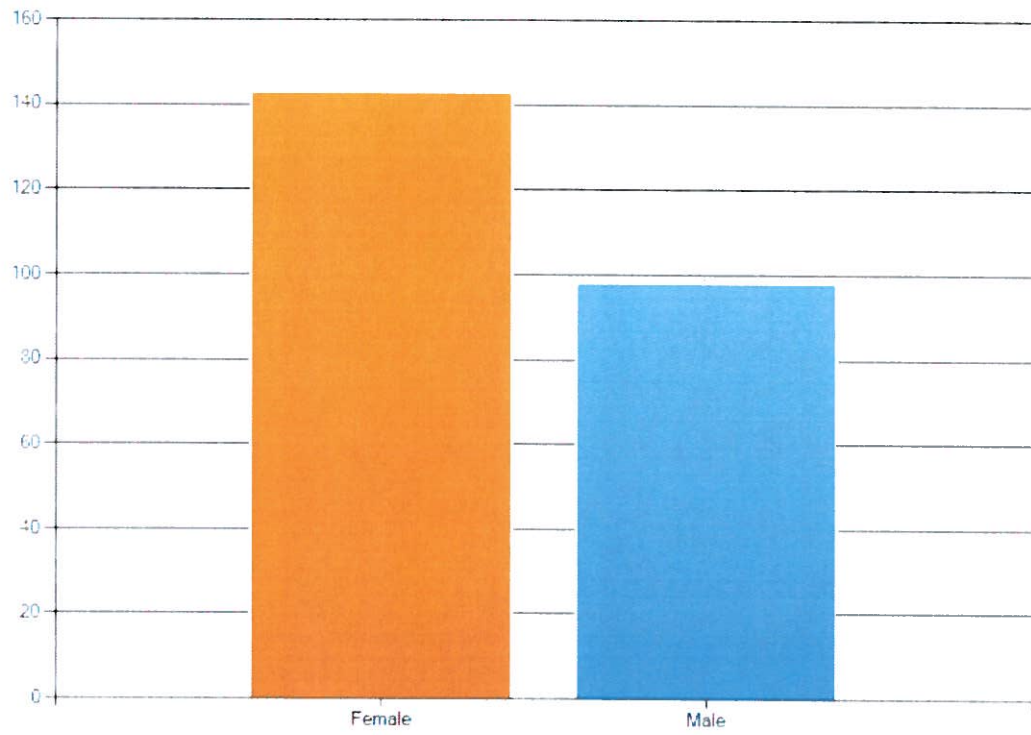


Chart Type: [Column Chart](#)

[Chart Settings](#)

[Download Chart](#)

Create Chart

Question: Changing to telephone and internet voting can increase voter turnout, improve accuracy, assist those with disabilities and provide prompt and accurate election results on election night. For the next municipal election, Council is considering changing our method of voting from paper ballot to telephone and internet voting only.

Do you:

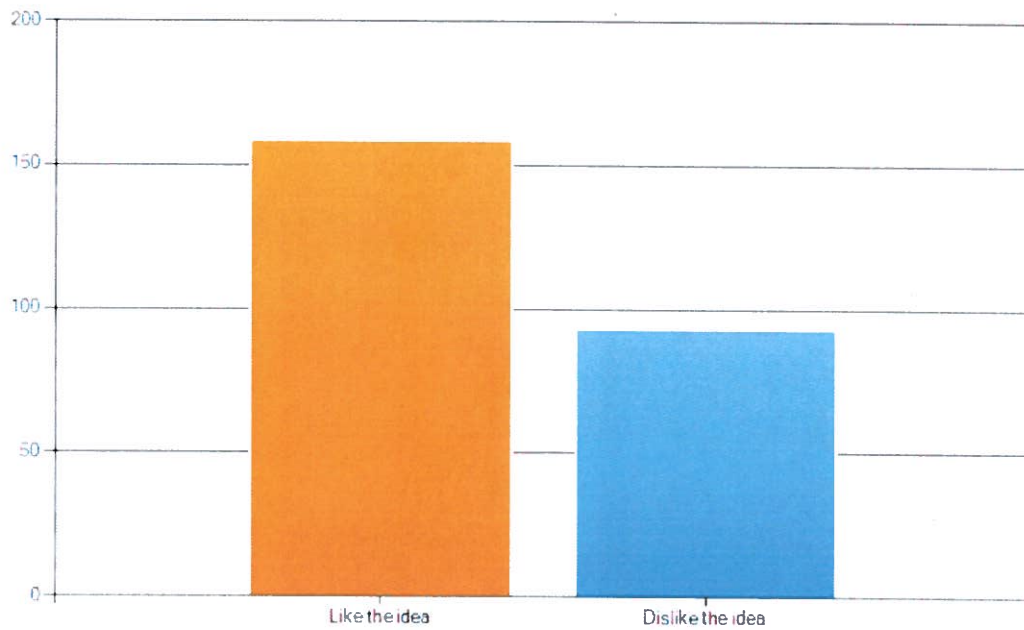


Chart Type: [Column Chart](#)

[Chart Settings](#)

[Download Chart](#)